


Title: Inspection of Rotor head		
AG-SB-2022-09-B-EN	Effective Date: 07.10.2022	Compliance Category: A - MANDATORY B - RECOMMENDED C - OPTIONAL
Applicability		
Aircraft type & model: All Cavalon and Calidus with Rotor head III	Affected Serial number(s): All Cavalon and Calidus with Rotor head III	
The maintenance manual to be referenced is this stated or subsequent issue.		As per AutoGyro website
This form is the response from AutoGyro GmbH either against a problem found in the product in service requiring a containment or rectification action, or as service information for aircraft modification incorporation. For help, contact airworthiness@auto-gyro.com .		

Documentation (Service Bulletin Completion action)

The accomplishment of this Service Bulletin, or the decision of its rejection, must be properly documented, if such procedure is required by the relevant authority

Category Codes

- A – Mandatory – failure to comply result in a significant reduction of flight safety, injury or death
- B – Recommended – failure to comply may result in reduced safety margin, injury and/or equipment damage
- C - Optional – improves operating behavior, reliability and/or maintainability

Chief Certification Officer  Gerald Speich	Chief Technical Officer 05 / 10 / 2022
--	--

Contact & Info: airworthiness@auto-gyro.com www.auto-gyro.com	AutoGyro GmbH Dornierstr. 14 31137 Hildesheim
--	--

Reason and overview of the Service Bulletin (cause of problem if known)

The purpose of this SB is to highlight the need for effective pre-flight and service inspection of the weld that joins the rotor head side plate to the roll link bracket.

Reason; a small number of 1st generation Rotorhead III Rotor head bridge roll linkage assemblies were found during service inspection to have a weld crack. The inspection in this area is considered to be part of the pre-flight inspection, and the area is easily visually inspectable.

This SB re-iterates the inspection procedure, which applies to all AutoGyro Cavalon and Calidus Rotorhead III assemblies.

Manpower estimates

There is no manpower estimate for an associated with the inspection of the rotor head. The inspection is encompassed within the pre-flight check, and the normal maintenance requirements.

The man power estimate should a replacement of the bracket be necessary is 0.5 hours

Compliance

This Service Bulletin must be complied with at the next pre-flight inspection.

Customer Support

Can be contacted for questions.

Tooling required

Standard tools

Weight and Balance Effects

Nil

Manuals affected

POH & AMM AutoGyro is not affected

Previous Modifications that affect the SB

None

Accomplishment instructions (Action required to implement this bulletin):

All work is to be carried out in accordance with the latest model-relevant AutoGyro Aircraft Manual.

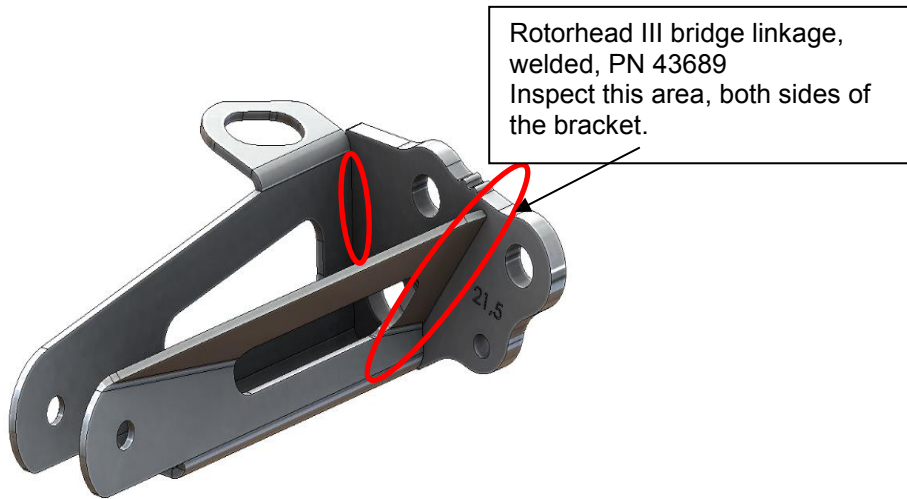
Pre-flight inspection requires a thorough review of the rotorhead. Pilot/operators are reminded that this includes the welded connection between the side plates and roll link bracket shown below. This area is open for easy inspection.

If a crack is found, the part is to be replaced in accordance with normal maintenance procedures.

Rotorhead III



The ringed area indicates the installed bridge linkage



External weld with crack:


This area is readily inspected during pre-flight inspection



Information:

There are two generations of the Rotorhead III Rotor head bridge roll linkage assemblies. The second generation is welded on the inside upper end of the bracket, see photo, and was released in 2019. Only this later generation is available, and is fully interchangeable with the earlier version.

Note: these assemblies are stamped with the size (21.5 and 22.5). If replacing, ensure that the correct size is fitted!



Any life-limit changes must be recorded within the aircraft documentation, in line with the requirements of the country of operation.

Unaffected

Material information (Parts required to be made to implement this service bulletin):

Unaffected

List of components (with purchasable part numbers)

Replacement parts if required
 45966, Rotor head bridge roll linkage 22,5 welded (Cavalon)
 43689, Rotor head bridge roll linkage 21,5 welded (Calidus)

Interchangeability

Not affected

Parts disposition

- a) Disposal requirements –
- b) Environmental hazards of parts containing hazardous materials –
- c) Scrap requirements (e.g. mutilate scrapped items beyond use) –